




Radon Mitigation Systems Already Installed

REDUCING RADON IN THE HOME

WHAT IS RADON?

- Radon is the leading cause of lung cancer for non-smokers.
- Radon is a natural radioactive element that is a result of the natural decay of Uranium found in most soils throughout the United States.
- Radon enters home and all other buildings.



Why does your home have a radon system?

- Your home was tested for radon and a high level was discovered.
- A radon mitigation system was installed to lower the radon level and your risk for lung cancer.
- Even if built to be radon-resistant, every home should be tested for radon as soon as possible after occupancy.
- Building radon-resistant features into the house during construction is easier and less expensive than fixing a radon problem after the home is constructed.
- When installed properly, radon-resistant techniques can also make your home more energy efficient and help you save on your energy costs.

Now that you have a radon system, what do you do now?

Owning a home with safety features, like a radon reduction system, is a benefit to those living in the home. Like any safety device, however, a bit of maintenance is required to make sure that it is operating properly.

- It is recommended that you measure the radon level in your home every two years to be sure radon levels remain low.
- Radon reduction systems need occasional maintenance. You should contact a certified radon mitigator to discuss how to maintain your radon system. Visit the NC Radon Program website at radon.ncdhhs.gov for details about radon and your home, and to find a link to help you identify a certified radon professional near you.
- If you have a fan powered (or active) system, you should look at your warning device, usually a manometer, on a regular basis to make sure the system is working correctly.

- Obtain copies of your guarantees and radon system warranties. Fans may last five years or more — manufacturer warranties tend not to exceed five years — and may then need to be repaired or replaced.

Remember, the fan should NEVER be turned off; it must run continuously for the system to work correctly.

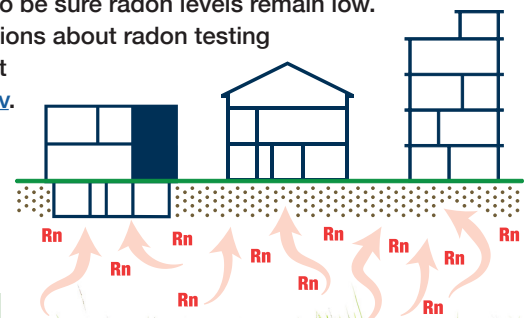
Remodeling Your Home after Radon Levels Have Been Lowered

- If you decide to make major structural changes to your home after you have had a radon reduction system installed, such as converting an unfinished basement area into living space, ask a certified radon professional whether these changes could void any warranties.
- If you are planning to add a new foundation for an addition to your home, ask a certified radon professional what measures should be taken to ensure reduced radon levels throughout the home.
- After you remodel, retest in the lowest lived-in area to make sure the construction did not reduce the effectiveness of the radon reduction system.


Most importantly, measure the radon level in your home every two years to be sure radon levels remain low.

If you have questions about radon testing

or mitigation, visit radon.ncdhhs.gov.



REMEMBER Test for Radon every 2 years!
Learn more at radon.ncdhhs.gov



NC DEPARTMENT OF
**HEALTH AND
HUMAN SERVICES**

Division of Health Service Regulation
Radiation Protection Section
radon.ncdhhs.gov • NCDHHS is an equal
opportunity employer and provider. • 11/22

IN COLLABORATION WITH



NORTH CAROLINA
Advisory Committee
on Cancer Coordination and Control

DukeHealth

advanced
energy

Self-Help
Credit Union

NORTH CAROLINA
**HOUSING
FINANCE
AGENCY**