



January 19, 2017

Michelle Aurelius, MD

Alison Miller, MA



Firearm-Related Deaths: National and State-Level Data



The North Carolina Medical Examiner System

- **OCME investigates sudden, violent, and unexpected deaths in North Carolina.**
 - Accident
 - Homicide
 - Natural
 - Suicide
- **OCME investigates 12,000 deaths per year.**
 - Approximately 14% of the total number of deaths in North Carolina
- **OCME collects data from autopsy reports, death certificates, investigation reports, and toxicology reports.**
 - OCME data can be used to:
 - Identify trends
 - Inform public health initiatives
 - Develop prevention strategies



Firearm-Related Deaths in the United States

ON AN AVERAGE DAY,
91 AMERICANS ARE
KILLED WITH GUNS

This number increased to **99** per day in 2015!

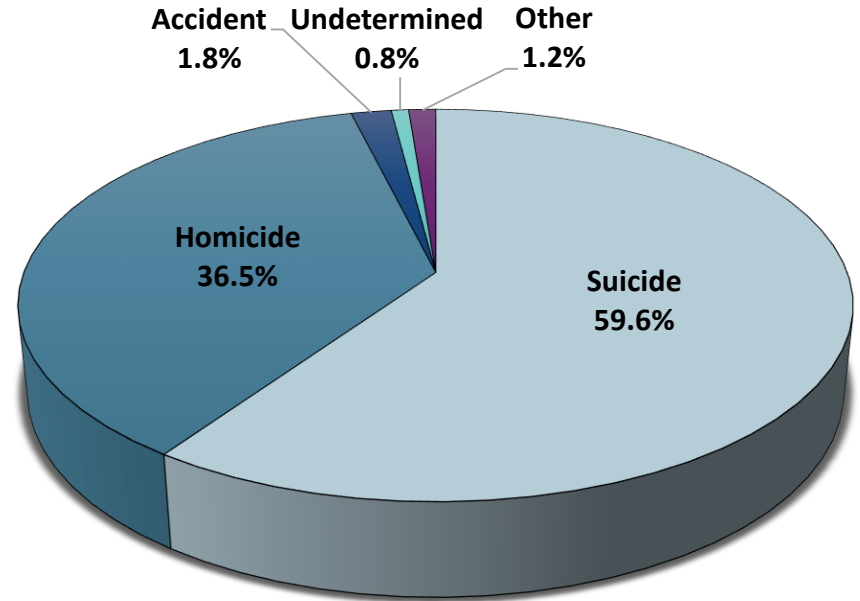


Firearm-Related Deaths in the United States, 2005 – 2015

There were **356,831** firearm-related deaths from 2005 to 2015. Of these deaths, **212,770** were suicides.

Gender	% Total	Rate per 100,000
Male	86.1	18.4
Female	13.9	2.9
TOTAL	100%	10.5

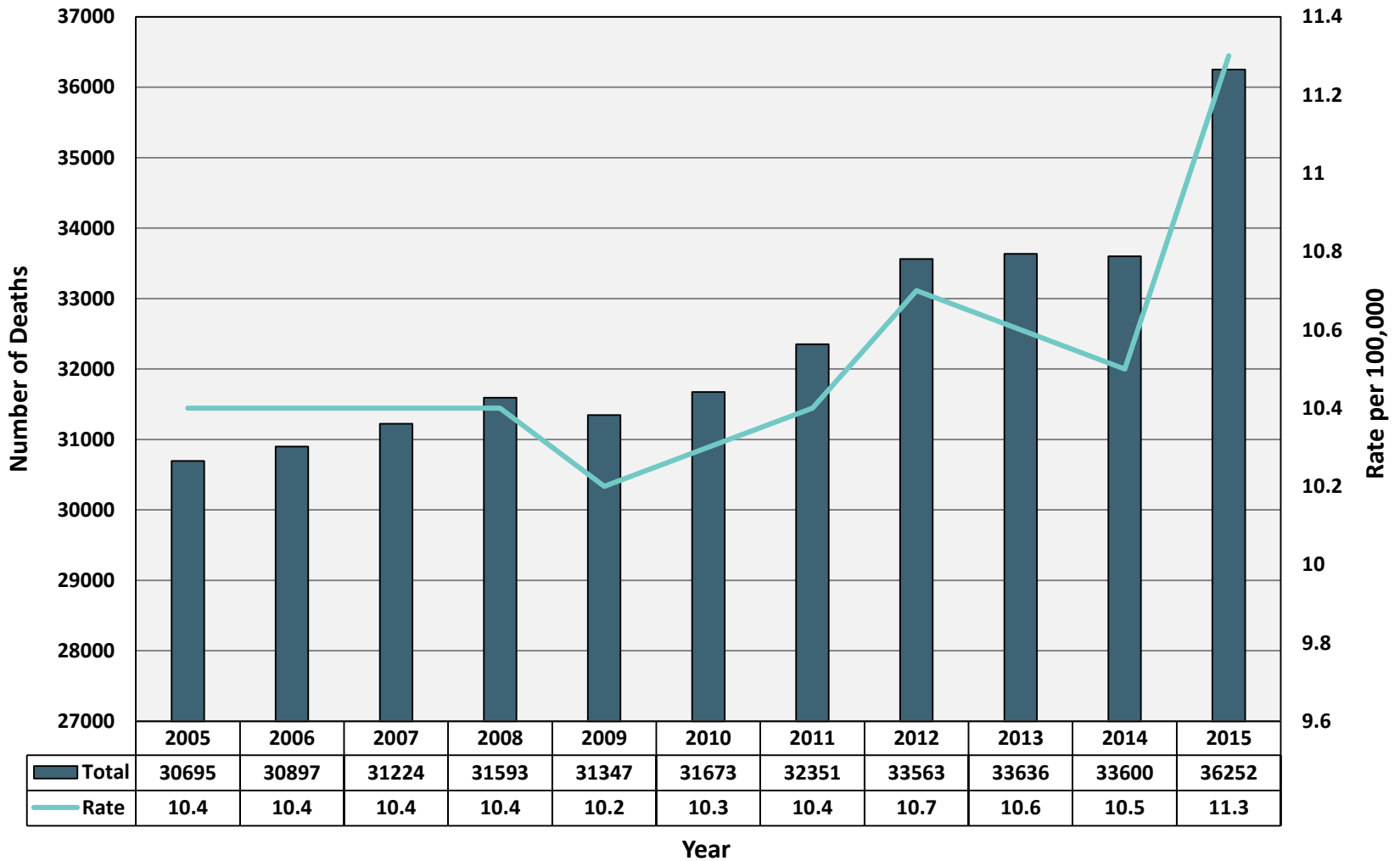
Race	% Total	Rate per 100,000
White	73.1	9.7
Black	24.5	18.9
Asian	1.4	2.6
American Indian	1.0	7.5
TOTAL	100%	10.5



Source: Centers for Disease Control and Prevention/National Center for Health Statistics. Multiple Cause of Death Files, 1999 – 2015: CDC WONDER online database. Analysis by the North Carolina Office of the Chief Medical Examiner.



Firearm-Related Deaths in the United States, 2005 – 2015



Source: Centers for Disease Control and Prevention/National Center for Health Statistics. Multiple Cause of Death Files, 1999 – 2015: CDC WONDER online database. Analysis by the North Carolina Office of the Chief Medical Examiner.

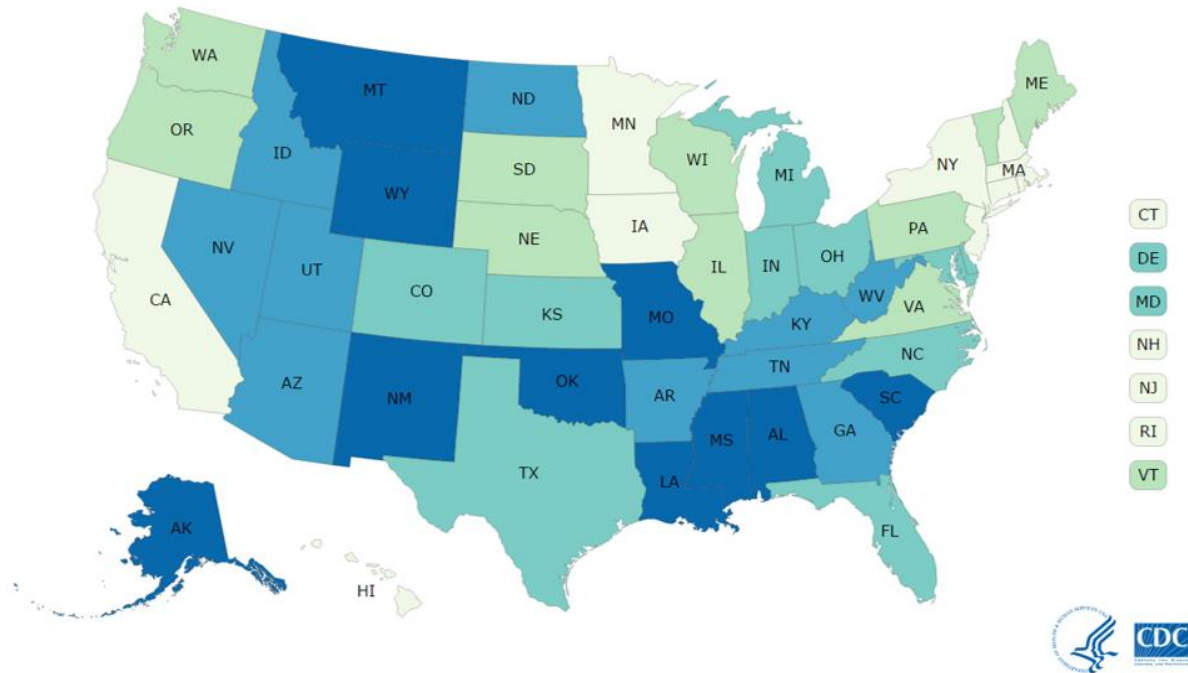


Firearm-Related Deaths in the United States, 2015

- There were **36,252** firearm-related deaths in 2015.
- **Highest Rates of Firearm-Related Deaths (All Manners of Death)**
 - Alaska (24.0 per 100,000)
 - Louisiana (20.4)
 - Montana (19.8)
 - Alabama (19.7)
 - Mississippi (19.7)
- **Highest Numbers of Firearm-Related Deaths (All Manners of Death)**
 - Texas (3,203)
 - California (3,095)
 - Florida (2,559)
 - Pennsylvania (1,485)
 - Georgia (1,448)
- **North Carolina ranked 21st** in the nation with a rate of **12.8** per 100,000.

Firearm-Related Deaths in the United States, 2015

Firearm Mortality by State: 2015



Age-Adjusted Death Rates¹

United States 11.1

- 3 - 8.9
- 8.9 - 11.4
- 11.4 - 12.7
- 12.8 - 16.9
- 17.3 - 23.4

Source: Centers for Disease Control and Prevention/National Center for Health Statistics. December 2016.

NORTH CAROLINA OFFICE OF THE
CHIEF MEDICAL EXAMINER

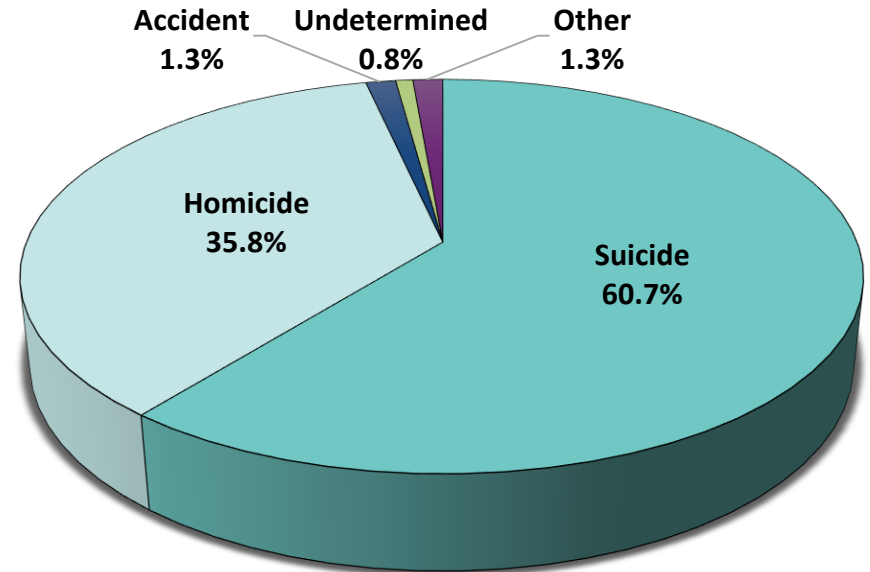


Firearm-Related Deaths in the United States, 2015

There were **22,018** suicides in 2015. Homicides represented the second largest group with **12,968** deaths.

Gender	% Total	Rate per 100,000
Male	85.6	19.6
Female	14.4	3.2
TOTAL	100%	11.3

Race	% Total	Rate per 100,000
White	72.5	10.4
Black	25.0	20.2
Asian	1.5	2.7
American Indian	1.1	8.4
TOTAL	100%	11.3

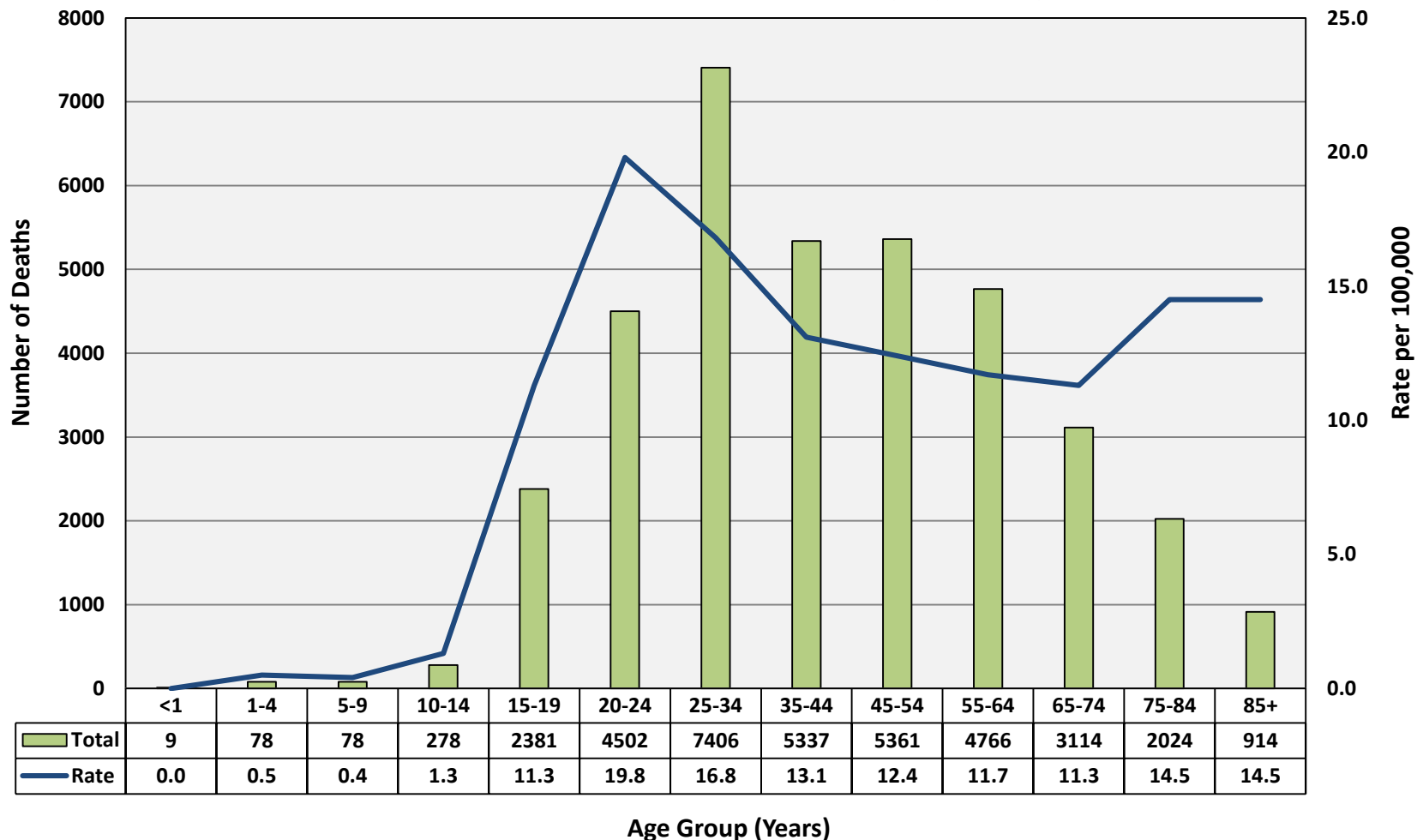


Source: Centers for Disease Control and Prevention/National Center for Health Statistics. Multiple Cause of Death Files, 1999 – 2015: CDC WONDER online database. Analysis by the North Carolina Office of the Chief Medical Examiner.



Firearm-Related Deaths in the United States, 2015

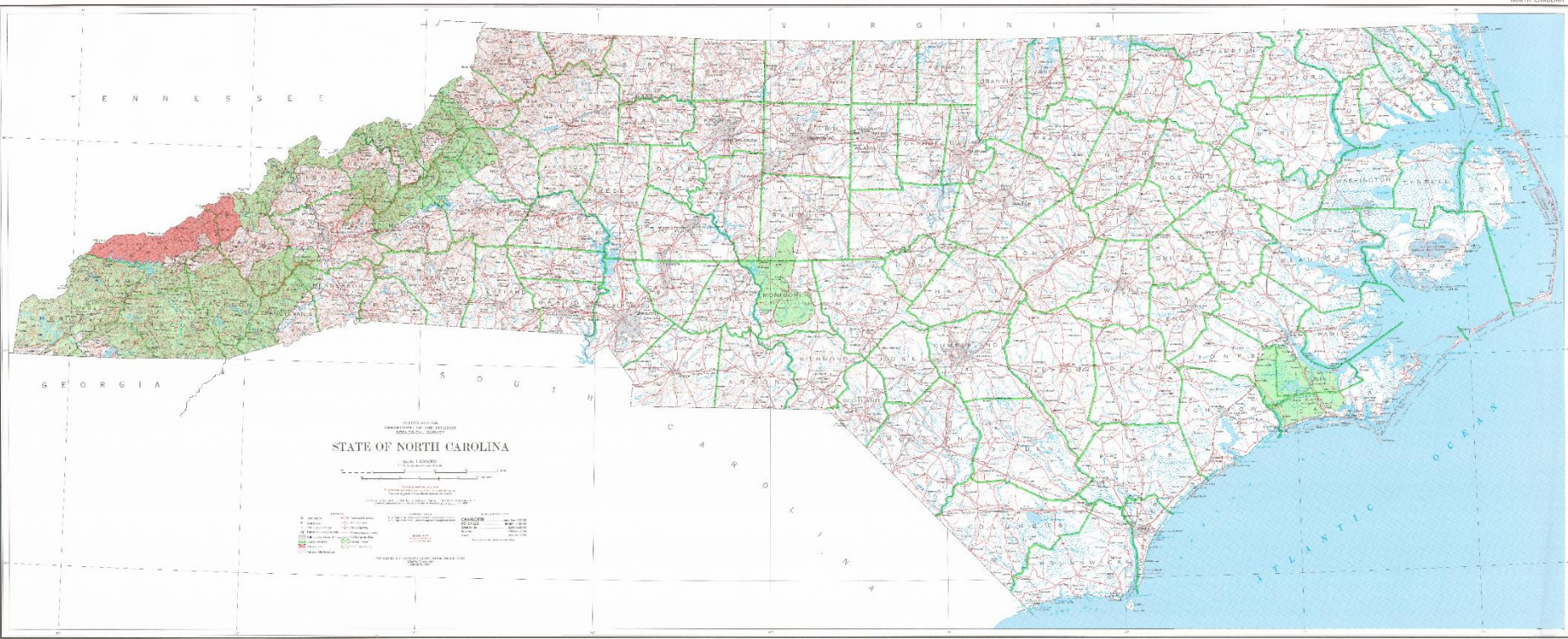
Firearm-Related Deaths in the United States by Age Group, 2015



Source: Centers for Disease Control and Prevention/National Center for Health Statistics. Multiple Cause of Death Files, 1999 – 2015: CDC WONDER online database. Analysis by the North Carolina Office of the Chief Medical Examiner.



Firearm-Related Deaths in North Carolina

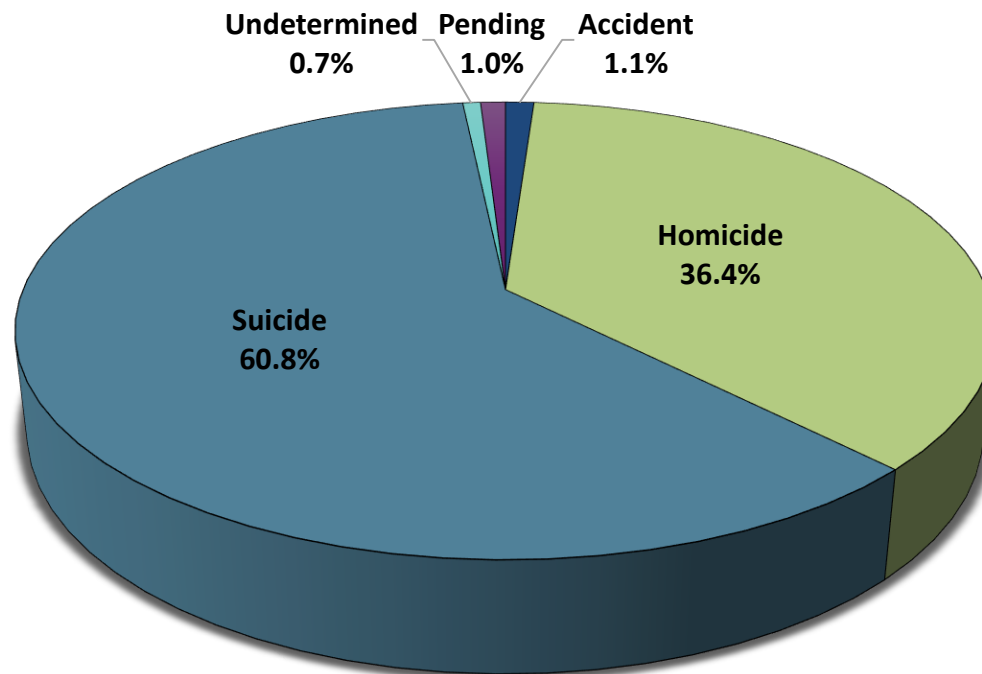


NORTH CAROLINA OFFICE OF THE
CHIEF MEDICAL EXAMINER



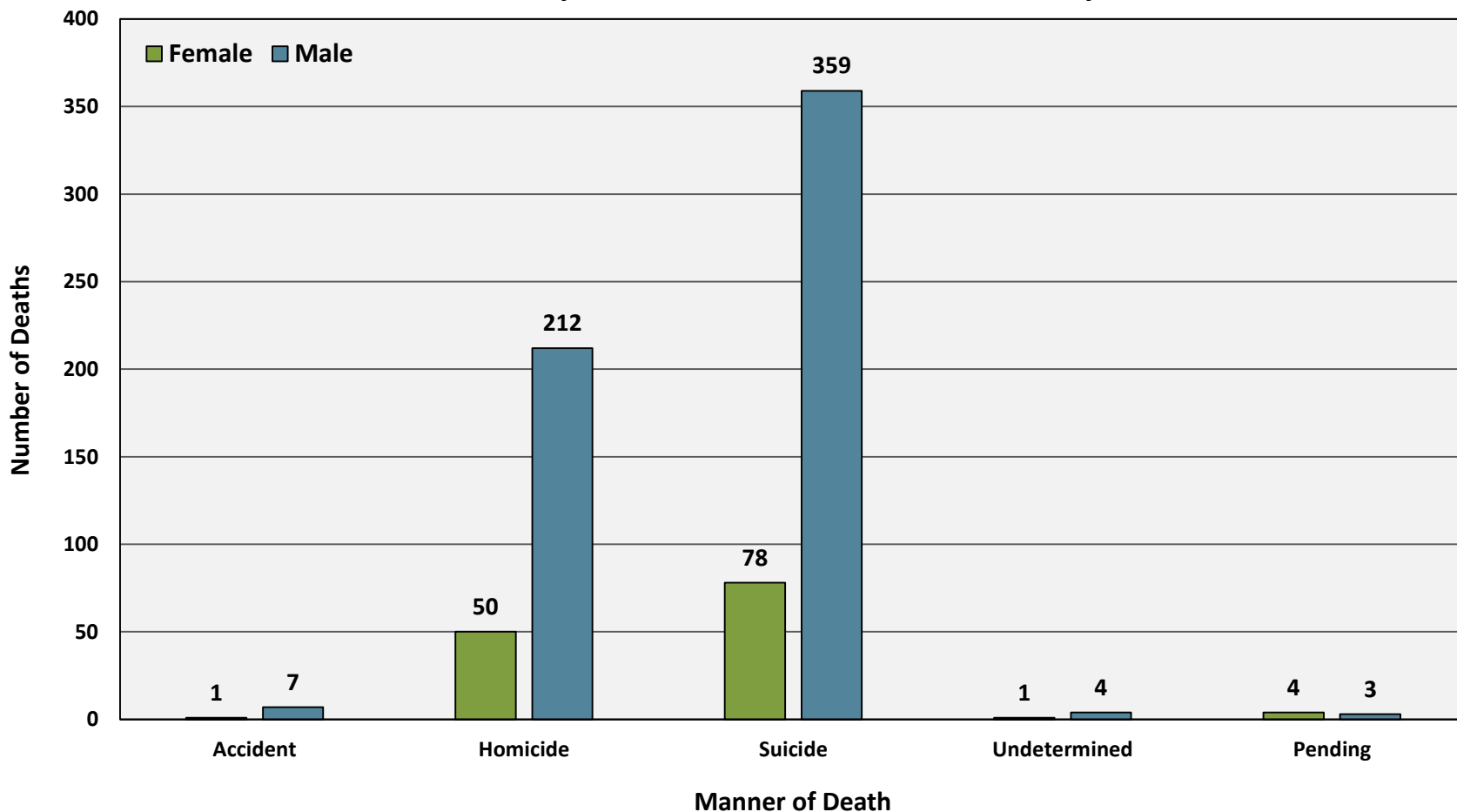
Firearm-Related Deaths in North Carolina

There were **719** firearm-related deaths in North Carolina in the first 6 months of 2016. Of these deaths, **437** were suicides.



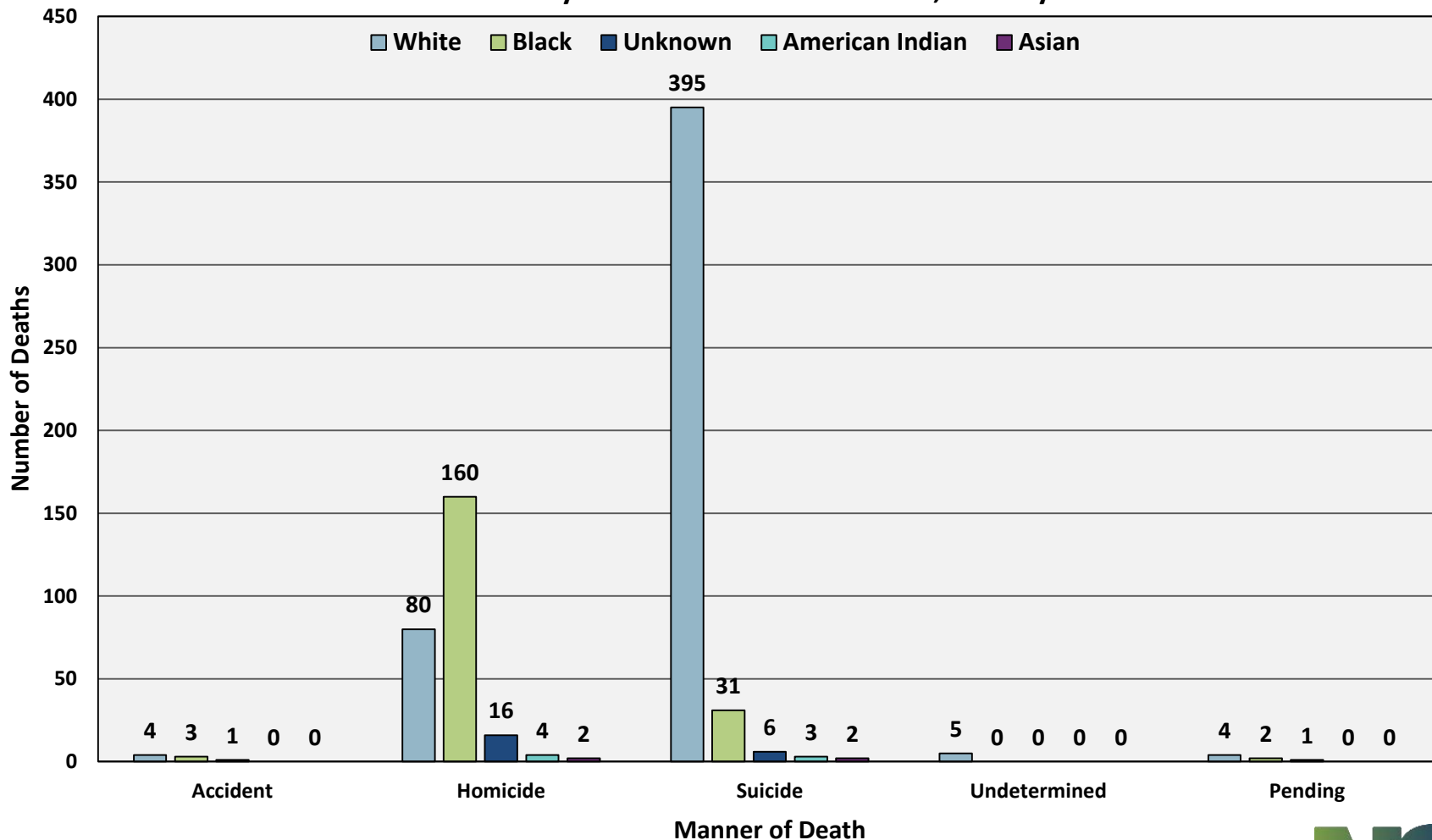
Firearm-Related Deaths in North Carolina

Firearm-Related Deaths by Gender and Manner of Death, January – June 2016



Firearm-Related Deaths in North Carolina

Firearm-Related Deaths by Race and Manner of Death, January – June 2016

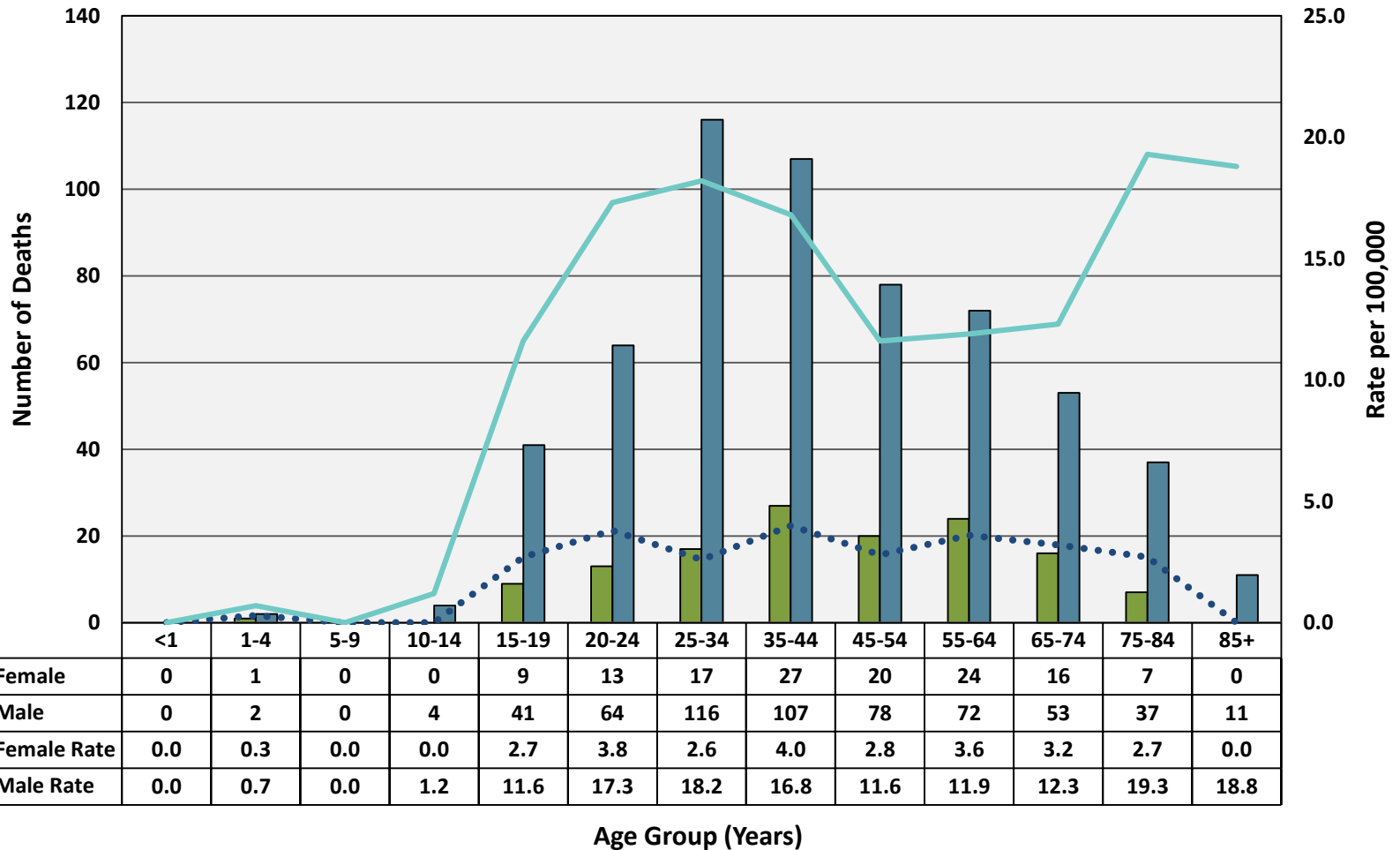


Source: North Carolina Office of the Chief Medical Examiner (2016)

2016 PROVISIONAL DATA

Firearm-Related Deaths in North Carolina

Firearm-Related Deaths by Gender and Age Group, January – June 2016



Source: North Carolina Office of the Chief Medical Examiner (2016)

Contact Information

Data Requests

If you would like to request OCME data, please visit our website at www.ocme.dhhs.nc.gov. If you have any questions, please contact Alison Miller at alison.miller@dhhs.nc.gov.

Michelle Aurelius, MD

michelle.aurelius@dhhs.nc.gov

Thank you!

